

About the Rankings

This top-200 sheet lists players by position according to their PPR/Non-PPR projections. We then rank all position players overall to the best of our ability based on ADP and where they are being drafted along with where we think they should be drafted based on ADP, position scarcity, upside, downside, etc.

PPR Scoring Rules

OFFENSE

Passing Yards	0.04
Passing Touchdowns	4
Passing Interceptions	-1
Passing 2PT Conversion	2
Rushing Yards	0.1
Rushing Touchdowns	6
Rushing 2PT Conversion	2
Receptions (RB)	1
Receptions (WR)	1
Receptions (TE)	1
Receiving Yards	0.1
Receiving Touchdowns	6
Receiving 2PT Conversion	2
Field Goals 0-39 yds	3
Field Goals 40-49 yds	3
Field Goals 50+ yds	3
Field Goals Missed	0
Extra Points	1
Fumbles Lost	-1

DEFENSE

Sacks	1
Interceptions	2
Fumbles Recovered	2
Touchdowns	6
Special Teams TD	6
Safety	-

Glossary

RK

Player Rank

POSITION/PLAYER NAME

Players name for given position

TG ★

Player we are targeting in drafts at their ADP

LW 🔥

Players who have the upside to carry you to a top finish

TM

Current team

BYE

Bye Week

ADP






Column 1 = Positional ADP (e.g. QB1)

Column 2 = Overall ADP in 12 team league

FPTS

Total points projected in the scoring system using www.fantasypoints.com projection model

POSITION COLOR KEY

QB	
RB	
WR	
TE	
K	
DST	